



APR 01 2023
 2023 Apollo Projects NZ Swimming C...

Swimming New Zealand

 200m Freestyle Wome... Final

Points Swimmers Files Scoreboard

Session 1 Sat 10:10 AM	Session 2 Sat 05:40 PM	Session 3 Sun 10:10 AM	Session 4 Sun LIVE	Session 5 Mon 10:10 AM	Session 6 Mon 05:40 PM	Session 7 Tue 10:10 AM	Session 8 Tue 05:40 AM
-----------------------------	-----------------------------	-----------------------------	---------------------------------	-----------------------------	-----------------------------	-----------------------------	-----------------------------

Session 4 | Sunday 05:40 PM

7	05:40 PM	100m Backstroke Men Final
8	05:47 PM	100m Backstroke Women ...
9	05:54 PM	50m Butterfly Men Final
107	06:00 PM	50m Butterfly Men Multi-C...
10	06:05 PM	50m Butterfly Women Final
108	06:10 PM	50m Butterfly Women Mult...
11	06:15 PM	200m Freestyle Men Final
109	06:24 PM	200m Freestyle Men Multi...
300	06:36 PM	4x50m Freestyle Legends ...
12	07:02 PM	100m Breaststroke Men Fi...
13	07:07 PM	100m Breaststroke Wome...
110	07:15 PM	200m Freestyle ... LIVE
14	07:21 PM	200m Freestyle Women Fi...
15	07:30 PM	4x100m Medley Men Final
16	07:38 PM	4x100m Medley Women Fi...

13 **100m Breaststroke Women Final**

Qualified Summary

1 **B Final** Official








heat Started at: 07:19 PM

Lane	Competitor	Age	Club	RT	FINA	Rank	Result
1	Elisha Lam	16	TBSS ...	+0.70		6	1:17.66 Entry: 1:18.67 (- 1.01)
	50m: 35.83		100m: 1:17.66 (41.83)				
2	Tori Grout	19	North...	+0.75		5	1:16.68 Entry: 1:16.82 (- 0.14)
	50m: 36.02		100m: 1:16.68 (40.66)				
3	Kaylee Jack...	22	QEII S...	+0.72		3	1:14.77 Entry: 1:14.71 (+ 0.06)
	50m: 34.61		100m: 1:14.77 (40.16)				
4	MacKenzie ...	20	Pukek...	+0.73		1	1:14.46 Entry: 1:14.02 (+ 0.44)
	50m: 34.45		100m: 1:14.46 (40.01)				
5	Trelise Dance	18	United...	+0.71		2	1:14.73 Entry: 1:14.45 (+ 0.28)
	50m: 35.03		100m: 1:14.73 (39.70)				
6	Jasmine Lyl...	15	Phoe...	+0.72		4	1:15.27 Entry: 1:16.05 (- 0.78)
	50m: 35.23		100m: 1:15.27 (40.04)				
7	Elisia Wong	20	Jasi S...	+0.75		7	1:17.99 Entry: 1:18.14 (- 0.15)
	50m: 36.40		100m: 1:17.99 (41.59)				
8	Brooke Thw...	20	Austra...	+0.73		8	1:18.60 Entry: 1:19.55 (- 0.95)
	50m: 36.31		100m: 1:18.60 (42.29)				

2 **A Final** Official

heat Started at: 07:23 PM

Lane	Competitor	Age	Club	RT	FINA	Rank	Result
1	Kyla Brown	16	Capit...	+0.77		6	1:12.72 Entry: 1:13.53 (- 0.81)
	50m: 34.18		100m: 1:12.72 (38.54)				
2	Zyleika Prat...	19	Coast...	+0.69		4	1:11.78 Entry: 1:11.68 (+ 0.10)
	50m: 33.76		100m: 1:11.78 (38.02)				
3	Gina McCar...	20	Hamil...	+0.73		3	1:11.10 Entry: 1:10.99 (+ 0.11)
	50m: 33.38		100m: 1:11.10 (37.72)				
4	Monique Wi...	15	Aqua...	+0.64		1	1:08.74 NZR Entry: 1:10.12 (- 1.38)

		50m: 31.52		100m: 1:08.74 (37.22)			
5	 Melissa Co...		18	 North... +0.65	2	1:09.06 18yr N...	Entry: 1:10.15 (- 1.09)
		50m: 32.55		100m: 1:09.06 (36.51)			
6	 Lanihei Con...		17	 TBSS ... +0.69	5	1:12.03	Entry: 1:11.20 (+ 0.83)
		50m: 33.12		100m: 1:12.03 (38.91)			
7	 Rebecca Wil...		18	 Phoe... +0.63	7	1:13.09	Entry: 1:13.45 (- 0.36)
		50m: 34.44		100m: 1:13.09 (38.65)			
8	 Phoebe Har...		21	Club 37 +0.70	8	1:13.42	Entry: 1:13.89 (- 0.47)
		50m: 34.26		100m: 1:13.42 (39.16)			